

Plug In Easy CookingPRO Wok Induction 3 Phase

ITEM # _____

MODEL # _____

NAME # _____

SIS # _____

AIA # _____



600897 (Z1HCDEOMCT)

Plug-in Induction Wok - 3-phase

Short Form Specification

Item No. _____

Plug-in 3 Phases table top Induction Wok constructed with 4 sides unique frame in AISI 304 2 mm thick. 6 mm thick glass-ceramic wok bowl cuvette (290 mm diameter), for durability and easy cleaning. Glass touch display on top for maximum visibility with power settings and timer. 2-color user interface (white and red) for better readability. Lock function stops your settings to be accidentally modified during working. Hot surface warning to prevent injuries. Automatic pan recognition and rapid heat transfer directly to the pan. 4 feet, cord and plug included. IPx4 water protection. Designed for Easy CookingPRO Match function for automatic regulation of the Easy CookingPRO Counter fan speed according to cooking intensity.

Main Features

- Plug in unit designed for table top installations.
- 2-color user interface (white and red) for better readability.
- Automatic pan detection to transfer power only when pan is present.
- Glass touch display on top for maximum visibility.
- Power level settings from 1 to 10.
- Timer function can be used to set the cooking time, switching off the zone automatically at the end of the time set.
- High impact, heavy duty glass-ceramic wok bowl for durability and easy cleaning.
- Self-diagnostics: an error code is displayed (Exxx) in case of dysfunction.
- Designed for Easy CookingPRO Match function for automatic regulation of the Easy CookingPRO Counter fan speed according to cooking intensity.

Construction

- 4 sides unique frame in AISI 304 2 mm thick.
- One induction wok shaped bowl 6mm thick.
- Induction air filters easy to clean and remove for monthly cleaning.
- 4 feet, cord and plug included.
- IPx4 water protection.

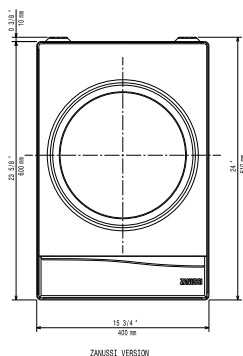
Sustainability

- Rapid heat transfer directly to the pan, no heat is dispersed into the environment.
- This model is compliant with Swiss Energy Efficiency Ordinance (730.02).

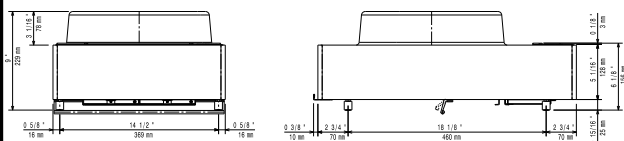
Optional Accessories

APPROVAL: _____

Top

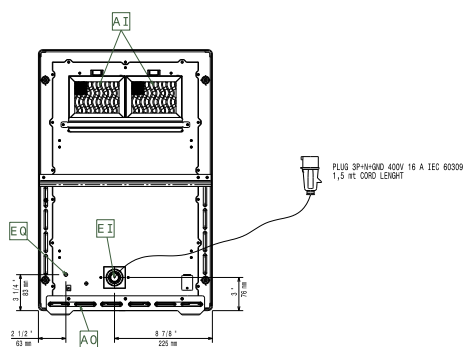


Side



EI = Electrical inlet (power)
EO = Electrical Outlet

Other



Electric

Supply voltage:	380-415 V/3 ph/50-60 Hz
Total Watts:	5 kW
Plug type:	IEC/EN 60309-1/2
Minimum Circuit Ampacity (MCA):	16A

Key Information:

Top area width:	400 mm
Top area depth:	397 mm
External dimensions, Width:	400 mm
External dimensions, Depth:	600 mm
External dimensions, Height:	229 mm
Net weight:	21 kg